

**KENTUCKY EDGUIDES | GOALS & RESULTS 1.8**

# Results for Students in Underserved Groups

Kentucky is committed to giving each and every student a full opportunity to reach the high levels of achievement that will prepare them for adult success. Under 2009’s Senate Bill 1, Kentucky has adopted new standards focused on college and career readiness and benchmarked to international expectations.

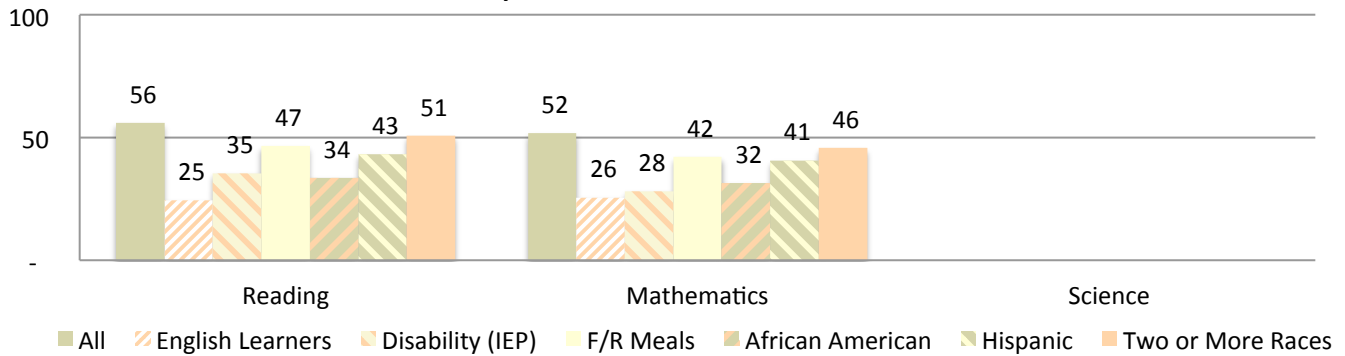
The 2016 results are challenging, showing that many students are currently not achieving at the needed levels and that we will need to make deep, thoughtful changes in our schools to change those outcomes, being sure that the changes have their largest impact on the student groups who have received the weakest support up until now.

## LEARNING MORE

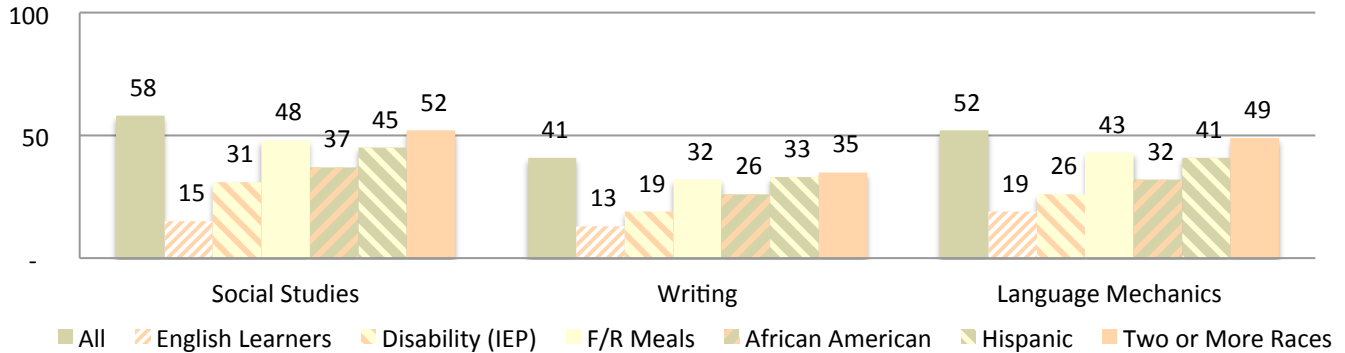
School report cards, available at [applications.education.ky.gov/SRC](http://applications.education.ky.gov/SRC), show results for each school and district, including results broken out for student groups. Added information on how Kentucky schools serve students can be found in other Kentucky EdGuides offered at [www.prichardcommittee.org](http://www.prichardcommittee.org), including EdGuides on:

- Students Who Need Added Support
- Students with Disabilities
- Students Ready for Added Challenge
- Poverty and Nonacademic Barriers to Learning

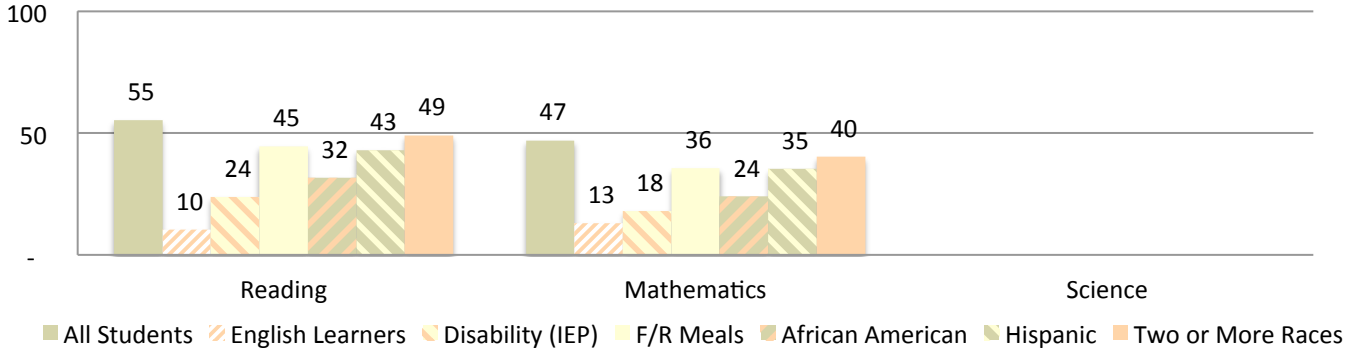
**2016 Elementary School Statewide Percent Proficient or Above**



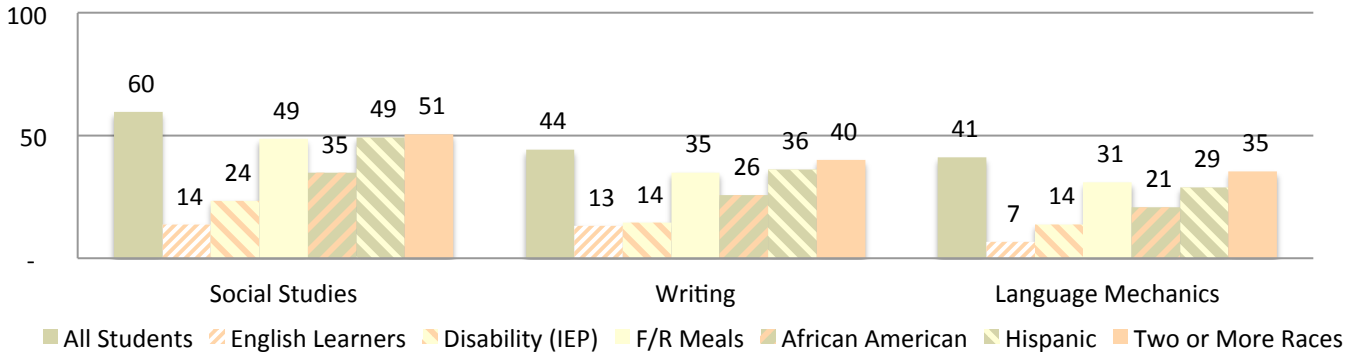
**2016 Elementary Statewide Percent Proficient or Above**



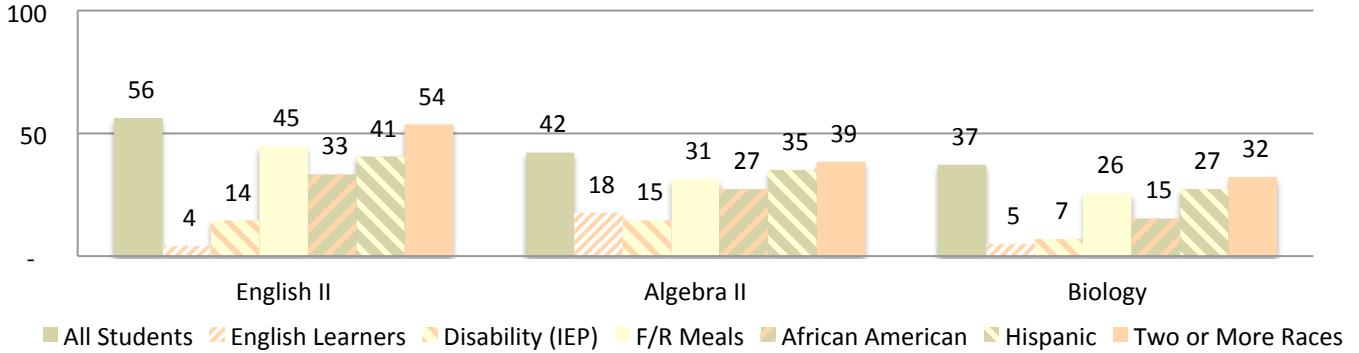
**2016 Middle School Statewide Percent Proficient or Above**



**2016 Middle School Statewide Percent Proficient or Above**



**2016 High School Statewide Percent Proficient or Above**



**2016 High School Statewide Percent Proficient or Above**

